

Management system as per

ISO 9001: 2015
ISO 14001: 2015



Website



LinkedIn

ENGEL MACHINERY (CHANGZHOU) CO., LTD.
No. 9 Longfan Road, Wujin National Hi-Tech Industrial Zone,
Changzhou 213166, Jiangsu Province, P.R. China
tel: +86 519 8159 5300
e-mail: info@wintec-machines.com

ENGEL AUSTRIA GmbH
Ludwig-Engel-Straße 1
4311 Schwertberg
Austria
tel.: +43 50 620 0
e-mail: info@wintec-machines.com

2026-04_EN

ENGEL
WINTEC

e-win

ALL - ELECTRIC INJECTION MOLDING MACHINE



Production Locations



As a member of the ENGEL Group, WINTEC was established in China in 2014. We are committed to providing customers with high-performing, efficient, cost-effective injection molding machines and solutions. We shatter the impossible trio of quality, efficiency and cost, being your reliable partner for your successful international development.

ENGEL GROUP


12 PRODUCTION PLANTS

39 SUBSIDIARIES

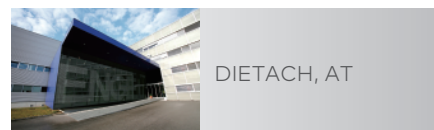
21 REPRESENTATIVES



YORK, US



HAGEN, DE



DIETACH, AT



ST. VALENTIN, AT



PUNE, IN




SHANGHAI, CN



QUERETARO, MX



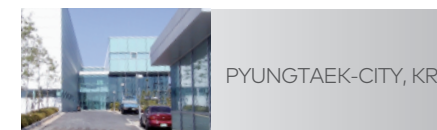
KAPLICE, CZ



SCHWERTBERG, AT



GDAŃSK, PL



PYUNGTAEK-CITY, KR



CHANGZHOU, CN



We at WINTeC make proven innovations accessible and bring them straightforward, hassle-free and deliver you the streamlined injection molding solutions. Leveraging ENGEL's 80 years of engineering excellence and sharing its global sales and service network, we turn industry-leading performance into your tangible competitive edge.

After years of growth and continuous development of our portfolio, WINTeC brings you the smart path to your long-term success: Plug & Inject.

Apr
2014

The 1st t-win Machine:
Chinaplas Debut in Shanghai, China



Jul
2014

First machine delivered to
Chinese customers



Jun
2016

WINTeC rollout to Middle East,
Africa and Southeast Asia



May
2018

WINTeC rollout to Americas



Oct
2020

WINTeC rollout to Europe

Jun
2022

Celebration of the 1000th
t-win machine delivery



Sep
2024

10th Anniversary

e-win

YOUR ADVANTAGES AT A GLANCE

Precise

Full-closed loop control design, accurate sensor and fast servo response make sure precise injection.

Efficient

Powerful servo drive components, ballscrew and parallelism movement of every axis increase productivity.

Energy saving

Low-friction linear guide, ballscrew, contactless tie bar design and high efficiency servo drive guarantee low energy consumption.



Stable

High stiffness frame, platen, toggle system design and 900+ quality check point minimize downtime.

Smart

Future-oriented technologies with long-term availability and upgradability. Powerful extension functions for future challenges.

Smart Machine



Intuitive operation & one-touch operation

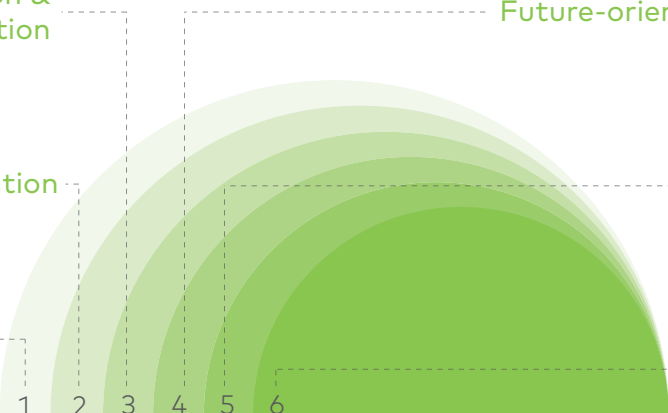
Future-oriented technologies

Self-explanatory navigation




Assistance systems

Ergonomic panel

Individually, tailored to the operator



Smart Functions

 <p>iQ weight control*</p> <p>Constant filling under changing conditions</p>	 <p>Autoprotect ejector monitoring</p> <p>Protect mold during part removal by monitoring the force and speed sequence</p>	 <p>Mold protection</p> <p>Precision monitoring during the whole injection molding process</p>
--	---	--



ecograph

Display of energy consumption for last and current cycle.



ecobalance*

Intercept of power peaks and uniform distribution of the total energy demand across the cycle.



Micrograph

Recording process parameters for quality control purposes that helps you analyze, optimize and monitor the process.



Autoprotect injection monitoring

Self-learning system for highly sensitive mold protection during injection.



Program parameter limits*

Specifying the input range for up to 150 parameters individually to prevent setting of illogical or severely deviating.



e-help

Information on the most important functions and operations of a system directly at the machine.

For more options, please contact regional sales.
*Optional functions

